


# Information about Version Summary



- Recall: Programming control units (MGU head unit)
- Recall: Programming control units (airbag)
- Improved quality: Display of the current vehicle data in the My BMW App
- Improved quality: Lock indicator, second row of seats
- Lane Departure Warning: Adjustment of the warning signal
- ADAS Navigation protocol: Provision of navigation data to various in-vehicle control units and functions
- Emergency Stop Assistant: In case of emergencies
- Speed Limit Info: Automatic detection of speed limits
- Active navigation guidance: Detection of necessary lane change
- Panorama View: Activated by GPS point
- Exit warning: Receive a warning when leaving your BMW
- Forward collision mitigation: Improved assistance ahead of a traffic jam
- Forward collision mitigation: Support in the event of hazards with oncoming traffic
- Note from the driver assistance systems: Reason for non-activation
- Seat Heating Setting Menu Change
- ConnectedDrive Store in the vehicle: Customize your BMW
- Expanded voice control: Extensive range of functions
- BMW Intelligent Personal Assistant: Proactive indications of unused functions
- BMW Intelligent Personal Assistant: Widget and player enhancements
- BMW Intelligent Personal Assistant: More information about unused functions
- BMW Intelligent Personal Assistant: New visualization of the speech dialog
- My Modes: Expansion of existing modes
- Enhanced driver recognition: Extension of application scenarios
- Personalization: Improvements to Digital Owner Key and radio settings
- Personalization: Increase in the number of users for the My BMW app
- Personalization: Simplified adding and removal of your BMW with the My BMW App
- Charge-optimized route: More information and setting options
- BMW ConnectedDrive upgrades: Increase your driving comfort
- Apple CarPlay: Optimizations
- Navigation that learns: Important information despite deactivated route guidance
- BMW Maps: Consistent display of result lists for navigation destinations
- Amazon Alexa Car Integration: Now available in your BMW
- Greeting: Now also acoustically
- Assisted Driving Plus: Hands-free driving assistant up to 40 mph
- Applicability of the Remote Software Upgrade and release notes
- Function updates and quality enhancements
- Information about previous versions
- Updating the on-board Owner's Manual
- Special information about this upgrade
- Specific notes for hybrid vehicles
- Use of the My BMW App for data transfer

# Recall: Programming control units (MGU head unit)



When in Valet Parking Mode, warning messages may not be displayed in the Central Information Display. As a result, there is a potential non-compliance with the National Traffic and Motor Vehicle Safety Act. This is corrected by programming with the new software.

(TA ID for iX: 0065800300 ; TA ID for i4: 0065820300)

# Recall: Programming control units (airbag)



In rare cases where the restraint system, pedestrian protection or crash deactivation of the high voltage system fails, the Check Control message or the airbag warning lamp may not be displayed. This is corrected by programming with the new software (TA ID for iX: 0065780300)

# Improved quality: Display of the current vehicle data in the My BMW App



This programming is used to improve the updating of vehicle data through a more robust connection with the My BMW App.

## Improved quality: Lock indicator, second row of seats



This update improves the indication of the second row seat locking, after moving the second row seats to enter the third row of seats.

# Lane Departure Warning: Adjustment of the warning signal



The Lane Departure Warning system warns the driver of an unintentional lane change by steering wheel vibration and by a steering intervention that brings the vehicle back in the lane. An additional acoustic signal of various length is given in case of repeated system activation. With the upgrade, the driver can terminate the acoustic signal early by steering correction.

Use of the system does not remove the responsibility of the driver to assess visibility, traffic conditions and to intervene when needed. The driver should always use caution to reduce the risk of accidents.

When using the system, the driver must check visibility, the surroundings, traffic conditions and intervene when needed. The driver should always use caution to reduce the risk of accidents.

# ADAS Navigation protocol: Provision of navigation data to various in-vehicle control units and functions



Further development of the Advanced Driving Assistance System Navigation (ADAS NG) protocol benefits from the provision of additional navigation data. In practice this means, among other things, that functionality of the Speed Limit Assistant or Video-Augmented Reality has been improved. In addition, further optimizations were carried out (only available for vehicles with OS8).

# Emergency Stop Assistant: In case of emergencies



The Emergency Stop Assistant can automatically control and bring your BMW to a standstill, in the event of a prolonged inattentiveness of the driver. This is monitored with a driver camera system. You can override the function at any time by steering or pressing the accelerator pedal. If you do not react, the Emergency Stop Assistant activates the hazard warning lights and the emergency call.

When using the system, the driver must check visibility, the surroundings, traffic conditions and intervene when needed. The driver should always use caution to reduce the risk of accidents.



# Speed Limit Info: Automatic detection of speed limits



The Speed Limit Info uses a camera to detect the current speed limit and displays a notification. If the permissible maximum speed is exceeded, there is also an option to display a visual warning.

When using the system, the driver must check visibility, the surroundings, traffic conditions and intervene when needed. The driver should always use caution to reduce the risk of accidents.

# Active navigation guidance: Detection of necessary lane change



The active navigation guidance of the Steering Assistant detects a necessary, upcoming lane change in order to follow the navigation destination on motorways. An upcoming, necessary lane change is optimally prepared in the direction of the appropriate motorway exit. When the opening is available, the driver is given a lane change notification: "Trigger lane change to follow route". After confirmation by the driver, the necessary lane changes are made until the vehicle exits the roadway.

When using the system, the driver must check visibility, the surroundings, traffic conditions and intervene when needed. The driver should always use caution to reduce the risk of accidents.



It is now possible to activate a panoramic view in the central display using GPS data. To do this, set a GPS point in the system. As soon as you reach these coordinates with your BMW, Panorama View is automatically started.

# Exit warning: Receive a warning when leaving your BMW



When leaving your BMW, the exit warning can alert you of approaching road users to help to prevent collisions.

Use of the system does not remove the responsibility of the driver to assess visibility, traffic conditions and to intervene when needed. The driver should always use caution to reduce the risk of accidents.

# Forward collision mitigation: Improved assistance ahead of a traffic jam



If the forward collision mitigation detects the end of a traffic jam, the system can initiate brake intervention and, in an emergency, reduces the impact speed.

Use of the system does not remove the responsibility of the driver to assess visibility, traffic conditions and to intervene when needed. The driver should always use caution to reduce the risk of accidents.

# Forward collision mitigation: Support in the event of hazards with oncoming traffic



Forward collision mitigation with brake intervention helps prevent collisions. The system can detect oncoming vehicles. In an emergency, the system can prevent a collision or significantly reduce the impact speed.

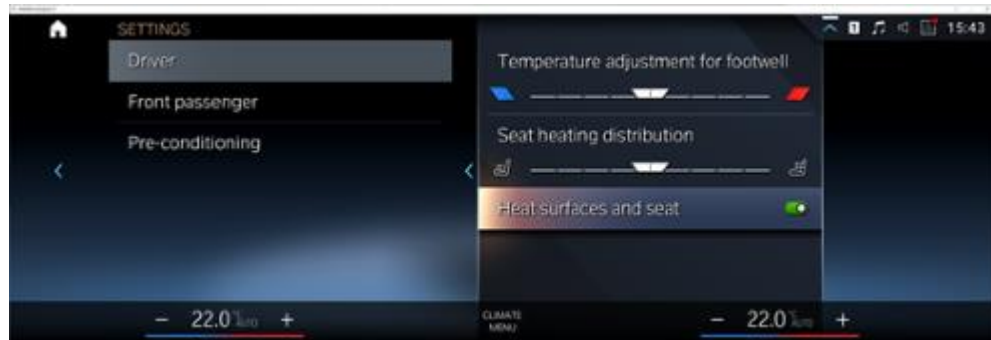
Use of the system does not remove the responsibility of the driver to assess visibility, traffic conditions and to intervene when needed. The driver should always use caution to reduce the risk of accidents.

# Note from the driver assistance systems: Reason for non-activation



If you want to activate the maximum speed limiter, cruise control, Active Cruise Control or Assisted Driving Mode but this is not possible, the specific reason will now be displayed.

# Seat Heating Setting Menu Change

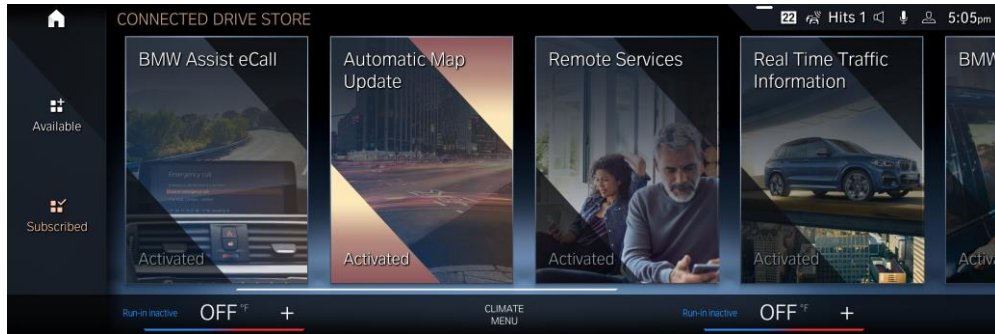


To reduce complexity in the climate menu, a toggle button for coupling the panel heating to the setting for the seat heating has been introduced.

The separate operating option for panel heating is thus omitted.



# ConnectedDrive Store in the vehicle: Customize your BMW



You can now find the ConnectedDrive Store directly in your vehicle. It includes an overview of all available and subscribed services for your vehicle. You can also easily sample interesting services by starting a free trial period directly in the BMW ConnectedDrive Store in the vehicle.

## Expanded voice control: Extensive range of functions



The range of voice control functions has been expanded in many areas. Numerous driver assistance functions can now be activated, deactivated and operated via voice command. Among other things, various interior and exterior lights can now also be set via voice command (only available for vehicles with OS8).

# BMW Intelligent Personal Assistant: Proactive indications of unused functions



To increase driving comfort, the proactive suggestions have been expanded to include the Active Cruise Control and Parking Assistant functions, if included in your vehicle configuration. If you do not use these functions or only rarely use them, your BMW will recommend that you activate these functions when it is appropriate to do so.

# BMW Intelligent Personal Assistant: Widget and player enhancements



With this upgrade, the display logic of unused functions in the BMW Intelligent Personal Assistant Widget changes, and the BMW Intelligent Personal Assistant receives a new layout. Both display options (Widget and Player) now also show the following functions: Map modes, set up home address, push-to-talk press-hold, eSIM, battery heat management for optimized DC charging, learning navigation, My Modes “Expressive,” My Modes “Relax,” configuration of the combined display and Head-up display, as well as location-dependent charging settings (only available for vehicles with OS8).

# BMW Intelligent Personal Assistant: More information about unused functions



Your BMW has a multitude of functions that you may not know about. For this reason, the scope of functions that your BMW can point out has been expanded, if these are available in your vehicle: Map modes, home address setup, push-to-talk press-hold, eSIM and battery heat management for optimized DC charging. In addition, there is learning navigation, My Modes “Expressive,” My Modes “Relax,” configuration of the combined display and the Head-up display, as well as location-dependent charging settings (only available for vehicles with OS8).

# BMW Intelligent Personal Assistant: New visualization of the speech dialog



The new visualization of the speech dialog consists of light spheres in different sizes and brightness levels. This makes the voice assistant more expressive. With this upgrade, it can also reflect emotional states through visuals and application-specific icons for navigation, entertainment and communication. You can choose between harmonious and expressive. A transcription of the spoken texts is displayed below the visualization (only for selected vehicles).

## My Modes: Expansion of existing modes



With this upgrade, the My Modes product range will be expanded to include the “Relax” and “Expressive” modes, if the requirements for this are included in your vehicle configuration. In “Relax” mode, special settings ensure relaxing driving. In “Expressive” mode, your BMW has an expressive appearance in the interior.

## Enhanced driver recognition: Extension of application scenarios



If several keys are detected in the immediate vicinity of your vehicle, the prioritized key is the one in front of the driver's door. If the vehicle is unlocked while a person is in the driver's seat, there is no profile change from the one linked to the unlocking key.



# Personalization: Improvements to Digital Owner Key and radio settings



When creating the Digital Owner Key, your Digital Key is now automatically linked to your BMW ID. In addition, the radio settings – including favorite stations, radio station shortcuts, manual FM/AM frequency selection and traffic messages between vehicles – are portable (only available for vehicles with OS8).

## Personalization: Increase in the number of users for the My BMW app



The number of users who can add their personal profile to the same vehicle and simultaneously to the My BMW App has been increased. Depending on the vehicle model, up to three (one primary user, two secondary users) or seven users (one primary user, up to six secondary users) are now possible. If the BMW has already been linked with your BMW ID in the My BMW App, your BMW ID becomes the primary user. Otherwise, the first user who adds the BMW to the My BMW App will automatically become the primary user. All other users become secondary users. This role assignment also applies to BMW IDs that were already available in the vehicle at the time the update was installed. The primary user has more rights than secondary users: e.g. the creation and sharing of the BMW Digital Key, user administration rights (e.g. deletion of BMW IDs in the vehicle) and the transfer of the primary user role to another BMW ID. If the primary user is removed, all other secondary users are also removed from the vehicle. **Resetting the vehicle to factory settings deletes the primary user and all secondary users in the car and also deletes the vehicle for all users in the My BMW App. (only available for vehicles with OS8)**

# Personalization: Simplified adding and removal of your BMW with the My BMW App



As soon as you login with your BMW ID in your vehicle, the BMW will be automatically added to the My BMW App on your smartphone. After installing the software update, this also happens automatically with BMW IDs that are already available in the vehicle. Primary and secondary users can benefit from the extensive functions of the My BMW App with this new feature (e.g. display of vehicle location, carry out Remote Services like opening the vehicle). Adding the BMW to the My BMW App can take several hours. Removing a BMW in the My BMW App is also easier: as soon as users delete the vehicle from the My BMW App, their BMW ID in the vehicle is also removed. Deleting a BMW ID in the vehicle also removes your BMW from the My BMW App. (only available for vehicles with OS8)

## Charge-optimized route: More information and setting options



When you select a destination, the route (with all necessary charging stops) is now calculated for you. In the route overview, you can also see the expected battery charge upon arrival at the charging stops and at the destination. In addition, there is the recommended battery charge on departure after each charging process and the associated expected charging time. In addition, it is now possible to set how high the respective remaining range should be at the charging stops and at the destination (only available for vehicles with OS8).

# BMW ConnectedDrive upgrades: Increase your driving comfort



After installing this software, the special equipment options like Driving Assistant Plus, Parking Assistant Pro, Drive Recorder may be selected in the ConnectedDrive Store for a fee once they are made available and if applicable to your vehicle.

# Apple CarPlay: Optimizations



The detection algorithm has been optimized to make your BMW even better at recognizing the keyword “Hey Siri” along with other improvements. In addition, the instrument cluster now displays the arrival time on the navigation map. This requires activation in the settings of your iPhone. This is only available for vehicles with OS8. (Apple CarPlay is a registered trademark of Apple Inc.)

# Navigation that learns: Important information despite deactivated route guidance



With navigation that learns, important information is displayed on the way to your suggested destination based on your driving habits even without active route guidance. This includes, for example, information about traffic obstructions or dangerous curves. If you discard the suggested destination, it will no longer be displayed until your vehicle is next started (only available for vehicles with OS8).

## BMW Maps: Consistent display of result lists for navigation destinations



Previously, the navigation destination result lists differed in terms of whether the destination was entered with the touchscreen / iDrive Controller or by voice input. This now occurs uniformly. The functions of destination selection in the result lists, such as filtering or sorting, are available to you regardless of the type of destination input (only available for vehicles with OS8).



# Amazon Alexa Car Integration: Now available in your BMW



Use Alexa in your BMW as you do at home. Edit your shopping list, check the status of your Amazon order or check out the latest stats for your favorite sport – all on the move and without your hands needing to leave the steering wheel. "Alexa, who's the President of the USA?" or "Alexa, add toothpaste to my shopping list!" You can now also operate compatible smart home devices from your BMW by voice command. Simply say "Alexa, open the garage!" to get into the garage easily (only available for vehicles with OS8). In order to use Alexa in your BMW, you must first complete the activation in the My BMW App and in the vehicle.

# Greeting: Now also acoustically



After unlocking and opening the front doors, your BMW not only greets you visually, but also acoustically. The greeting sound can be deactivated at any time under the sound settings. In addition, the welcome screen is displayed even faster and you can use infotainment functions immediately (only available for vehicles with OS8).

# Assisted Driving Plus: Hands-free driving assistant up to 40 mph



Assisted Driving Plus is a suite of automated driving technologies which allows for hands-free driving at speed up to 40 mph. The Hands-free feature can be utilized in traffic congestion on physically divided highways. Weather, traffic, road conditions, and other factors may affect performance. Assisted Driving Plus helps drivers with the driving tasks but is not a substitute for the driver's responsibility to operate the vehicle in a safe manner.

Drivers must always pay attention to vehicle alerts, take over warnings, road condition, road objects, other drivers, pedestrians and take corrective action if required. Failure to pay attention and use proper care may result in injury, death or damage to property. Use of Assisted Driving Plus may not be permissible in certain states.

# Applicability of the Remote Software Upgrade and release notes



You will only be able to use the new functions and enhanced functions provided by this upgrade if your vehicle is equipped with the appropriate features. You can obtain information on the special features of your particular vehicle by consulting the on-board Owner's Manual and using the search function, or by contacting your BMW dealer or the BMW ConnectedDrive hotline.

# Function updates and quality enhancements



This Remote Software Upgrade updates existing functions for equipped vehicles and includes quality enhancements.



You can read information about all the previous versions of the Remote Software Upgrade in the ConnectedDrive customer portal.



With this Remote Software Upgrade, the on-board Owner's Manual is updated.

# Special information about this upgrade



It is recommended to perform the Remote Software Upgrade at your home. Park the vehicle outside on a flat surface with a clear view of the sky, avoiding trees or other obstructions. In the unlikely event that you experience issues, the vehicle may not be driven. A BMW Roadside Assistance representative may be able to solve the issue remotely or help to transport your vehicle to the nearest BMW Service Center.

- **IMPORTANT INFORMATION:** Please remove all OBD diagnostic devices (trip books, GPS trackers) before starting and during the upgrade.
- **IMPORTANT INFORMATION:** Certain services may not run or may be limited until this upgrade is installed.
- Reloading the ConnectedDrive apps after the upgrade can take some time.
- Only leave and lock your car once the countdown for the upgrade is completed.
- Some settings may be reset to default after the upgrade (for example, Remote Engine Start, Connected Music or notification settings) and need to be re-activated.
- Restarting some vehicle systems may cause control messages to appear on the display during or after an upgrade. Please pay attention to these control messages and observe whether they are still shown after the restart (e.g., parking brake, drivetrain malfunction).
- **IMPORTANT INFORMATION for iOS Users:** when transferring the upgrade using your smartphone, please connect via the Bluetooth & Wi-Fi connection in the vehicle and the "Mobile devices" menu. If the Bluetooth and/or Wi-Fi icon appears greyed out, please first activate Apps & Bluetooth Audio in the settings in the submenu of "Mobile devices".
- **IMPORTANT NOTE for M vehicles:** The installation prompt for the Remote Software Upgrade can only be displayed approx. 30-60 minutes after engine switch-off because the engine needs to cool down. The prompt is displayed before engine start. The next time you enter your vehicle, please perform the installation before starting the engine and wait until the installation prompt is displayed.
- **IMPORTANT NOTE for Users of BMW Drive Recorder:** The initial settings will be reset, and recorded videos deleted after the upgrade. Please download videos you would like to keep prior to beginning the upgrade.
- Please note that conversions/retrofits/tuning or special encoding, etc. on the vehicle that has not been approved by BMW AG ("BMW") may be lost as a result of a remote software upgrade or lead to significant problems (up to and including consequential damage) during and after vehicle programming. BMW and BMW service outlets accept no liability for any resulting damage.



# Specific information for electric / Plug-in hybrid vehicles



- If you perform the Remote Software Upgrade during charging, the charging process will be interrupted and will not automatically continue. Complete charging before starting the upgrade.
- Charging and climate control settings can be reset after the Remote Software Upgrade (e.g., charging settings to 6A instead of 16A). Once you have completed the upgrade, reset your preferences in the relevant menus under Settings.

# Use of the My BMW App for data transfer



NOTE: You can find out how to use the My BMW App for data transfer on YouTube, by visiting <https://www.youtube.com/watch?v=7avD14vNiwg> or scanning the QR code displayed above.

We look forward to receiving your feedback on the BMW ConnectedDrive hotline. Call 1 (888) 333-6118 to help us to continually optimize our Remote Software Upgrade.